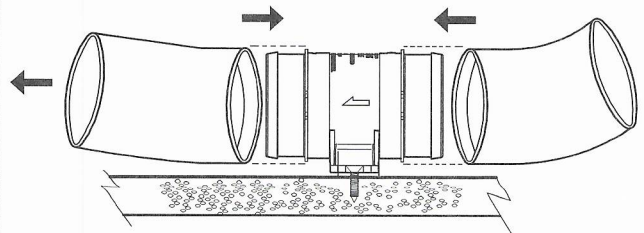
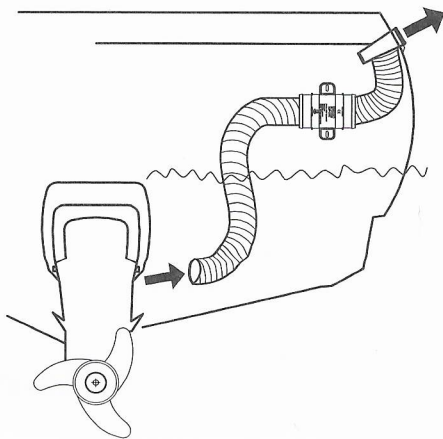


## C11604-3" & C11605-4" In-Line Bilge Blower Instruction Manual

### WARNING :

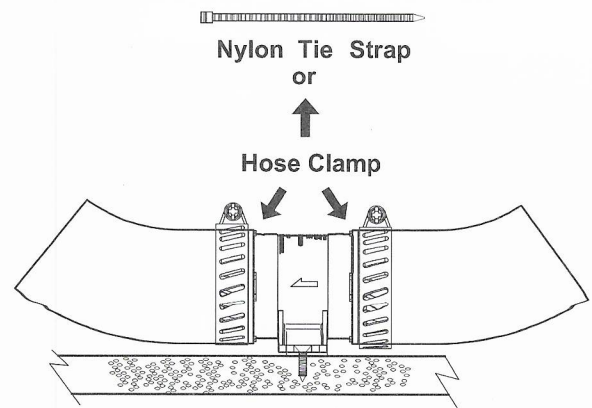
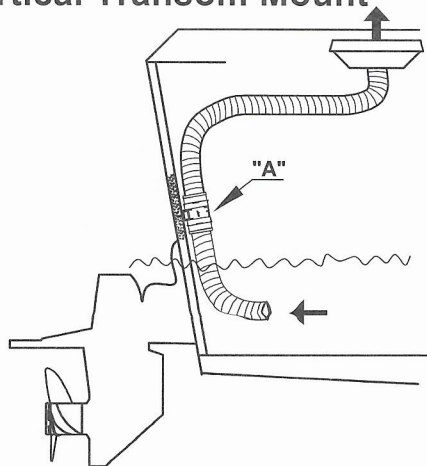
- Please disconnect all electrical connections before installation to prevent personal injuries.
- Be sure to use fuse with correct amperage.
- All wire connections should be sealed properly and above the highest water level.
- Operate blower for minimum of 4 minutes and check the engine compartment for gasoline vapor before starting engine to avoid gasoline vapor explosion.
- Do not operate the blower while refueling.

### Horizontal Transom Mount



**DETAIL "A"**

### Vertical Transom Mount



### Deck Mount

